



IWAS POWERCHAIR HOCKEY

Sport Section of the IWAS
www.powerchairhockey.org
office@powerchairhockey.org



Speed Control System WC2014 *Explanation for Referees and Jury Members*

During the IWAS Electric Wheelchair Hockey World Championship 2014 (WC2014), the match wheelchairs of all participating players will be controlled according to the following system and procedure, to control ICEWH Game Rule F.1.3.:

“During the match a player shall drive the wheelchair with a maximum speed of 15 km/h.”

The following speed control system will be used:



- **Speedometer:** the measurements of the tests with the Speedometer will count as official.

During the Days of Control two Controlling Persons (ICEWH Referees and/or ICEWH Jury Members) will be scheduled at the speed control system.

Per match two Controlling Persons will be scheduled, beside the whistling Referees, Reserve Referee and the observing Jury Members.

The Controlling Persons shall perform the testing as best as possible.

Speedometer



Speed control during Days of Control

- The speed control on the Days of Control will be offered to the players to give them knowledge and advise about the maximum speed of their match wheelchair(s), meaning that a player will not be punished if the player shows a wheelchair speed of more than 15 km/h on the Day of Control.
- **The player is responsible** to show the maximum speed of the wheelchair with the player in the chair, taking into account: the weight of the player, the pressure of the tires, the temperature of the motor, the load of the battery etc.. (Meaning: not the actual maximum speed of the wheelchair with nobody in the chair is decisive or the maximum speed as mentioned in the 'factory papers', but the speed as shown on the Speedometer counts).


- The player shall come to the speed control in a match wheelchair, equipped like in a match (according the ICEWH Game Rules), i.e. with T-stick fastened to the wheelchair in case of T-stick player, players number attached on the back of the wheelchair etc..
- The wheelchairs will be tested by the scheduled ICEWH Officials (Speed Controlling Persons).
- The speedometer shall be fixed on the rollers to avoid different friction and different results.
- The player shall show and explain the Controlling Persons how the maximum speed is settled, under which level the maximum speed is settled etc.. The Controlling Persons make note on the Speed Control Form.
- After the player has showed and explained the maximum speed, also the Controlling Persons will check the maximum speed, by setting the maximum speed and by using an elastic band, to avoid micro movement that could affect the speed result (see the instruction below).
- All the speed levels shall be tested to see under which level the maximum speed is settled and what the maximum speed is.
- The speed of the wheelchair shall be tested forward.
- Both Controlling Persons will record one speed test (= 2 tests per player). The highest measurement will count and shall be noted on the Speed Control Form.
- The Controlling Persons shall indicate the showed maximum speed to the player.
- If a player shows a speed of more than 15 km/h (with 0,5 km/h tolerance), the Controlling Persons shall inform the player that the wheelchair can be driven too fast and that it is not allowed to drive more than 15 km/h **during** the match (as settled in Game Rule F.1.3.).
- A tolerance of 0,5 km/h shall be taken, meaning that a measurement of 15,1 – 15,5 km/h will be allowed and in this case the player shall be told that the speed is okay, but risky to use in the match.
- The Controlling Persons shall tell every player that measurements will be performed during and after the match. Also that if the wheelchair is measured over 15 km/h the player will get a Red Card and will be disqualified for that match and the next match.
- The Controlling Persons explain that the player has the possibility to request for 1 recontrol to the Chief Referee at the scheduled Recheck Equipment Session.
- The Controlling Persons should be aware that if a player shows less than 15 km/h, it still will be possible in the match that this player drives over 15 km/h.

Instruction Speed Measurement

It is important that in every test the speed is measured in the same way. The measurement should not depend on the strength of the person who operates the joystick. By making use of an elastic band, where possible, this issue is solved. Make sure the elastic band is stretched sufficiently. It is not necessary that it is very tightly drawn, as long as it is stretched, it is enough. Check if the joystick is in straight forward direction after putting the elastic band to the joystick.

Instruction:

- Switch off the wheelchair.
- Pull the elastic band over the front of the control box until it is under tension. The joystick should point straight forward ("12 hours").
- Attach the elastic band at the bottom of the control box. Use a finger as the rubber band does not stay in place.
- Move the joystick to the center (0 point).
- **Hold** the joystick and switch on the wheelchair (if necessary switch to the desired profile). When the joystick is released, it will shoot forward firmly because of the power of the elastic band. **Guide the movement so the joystick slowly moves forward.** This is to prevent damage!
- After the measurement, move the joystick to the center (0 point), switch the wheelchair off and remove the elastic band.



Please note that there is difference between the case that the joystick has moved from mid position to straight forward and the case that the joystick has moved little bit left or right and then straight forward. The Controlling Persons need to learn how to move the joystick without danger for the player.

Speed control during the match

- Two (2) Controlling Persons (ICEWH Referees and/or ICEWH Jury Members) will be scheduled to observe the speed of the wheelchairs.
- The Speedometer shall be placed besides the playing field behind one of the substitution/penalty areas/match table.
- A photo and/or video camera needs to be available on the match table or with the Controlling Persons.
- In case a Controlling Person has doubts about the speed of a wheelchair, this Controlling Person shall inform the match table about which player is doubtful with the speed. The Time Keeper will give a bell signal to the Senior Referee. In the next dead moment the Senior Referee shall award a Technical Time Out. The player concerned will be requested by the Senior Referee to drive to the Speedometer as quickly as possible. **The player is not allowed to change the profile or adjustment of the speed in the meantime till after the speed control.** The Senior Referee and the Controlling Persons shall watch this.
- In case a whistling Referee has doubts about the speed of a wheelchair, the Referee can 'pick' the player at a dead moment of play. A 'Technical Time Out' shall be awarded. The player concerned will be requested by the Referee to drive to the speedometer as quickly as possible. The player is not allowed to change the profile or adjustment of the speed in the meantime till after the speed control. The Referee and the Controlling Persons shall watch this.
- The Controlling Persons will perform the test immediately, as quickly as possible (within one minute, like for an injury or wheelchair defect). Meaning that only the speed level with which the player leaves the field to the speed control system shall be tested (not all levels, because that takes too much time).
- In case the speed is measured over 15 km/h (with 0,5 km/h tolerance), a picture or video shall be made of the tested player with the measurement, meaning from a measurement of 15,6 km/h or higher.
- For punishment: see below

Speed control after the match

- The Speedometer shall be placed besides the playing field behind one of the substitution/penalty areas/match table.
- A photo and/or video camera needs to be available on the match table or with the Controlling Persons.

- Directly after the match the Controlling Persons shall 'pick' one player per team (like for anti-doping control) to test the speed of the wheelchair. Each Controlling Person takes one player. In case the Controlling Persons have doubt about more players they're allowed to test more wheelchairs.
- The Controlling Person goes to the 'picked' player and requests the player to drive to the speedometer and not to change the speed level. The Controlling Person watches that the player doesn't change the adjustment of the speed in the meantime till after the speed control.
- In case a whistling Referee had doubts during the match, the Referee can 'pick' the player right after the match to be controlled by the Controlling Persons.
- The Controlling Persons will check the 'picked' player at all wheelchair levels, like on the Days of Control, but the player shall show the maximum speed at first.
- In case the speed is measured over 15 km/h (with 0,5 km/h tolerance, meaning 15,6 km/h and higher), a picture or video will be made of the tested player with the measurement. The Senior Referee shall make note on the Match Form and shall inform the Senior Jury.
- For punishment: see below.

Punishment

- "Speeding" will be punished as a severe intentional offence, according Game Rule I.3. and Competition Regulation G.1.4..
- In case a whistling Referee or Controlling Person watches that a 'picked' player changes the adjustment of the speed, or that it looks like the player is changing the adjustment in the time from the moment the player gets notified by the Referee/Controlling Person till the moment that the speed control has ended, the player will get a direct Red Card.
- In case the speed is measured over 15 km/h (with 0,5 km/h tolerance) during the match, the player will get a Red Card and will be disqualified for the rest of the match and the next match. The team has one field player less during the actual game.
- In case the speed is measured over 15 km/h (with 0,5 km/h tolerance) after the match, the player will be punished by a Red Card and will be disqualified for the next match.
- The Senior Referee shall make note on the Match Form in case a Red Card is awarded and shall inform the Senior Jury.
- In case of a Red Card for speeding, the Chief Jury shall inform the Team Manager and the player concerned about the final punishment, according G.1.4. of the ICEWH Competition Regulations.

Protests

- The Team Manager of the opposing team is allowed to put a protest after the match with payment of € 100, according Art F.1. of the Competition Regulations.
- If a team has put a protest for speeding, the player concerned shall come to the speedometer as soon as possible after the handling of the protest by the Jury (Protest Committee). The Chief Jury, together with the Chief Referee will appoint two Referees and/or Jury Members (of other nations than the player concerned) to perform the testing. The 2 appointed Controlling Persons need to find the protested player as soon as possible.
- The Jury (Protest Committee) shall handle protest as regulated in the ICEWH Competition Regulations, art F.2.
- Protests against proven speed measurements by (photo/video) camera will not be approved.